



# FARMBOSS DIESEL UTV 1200HD

RELIABLE, AFFORDABLE &  
EASY MAINTENANCE



The background is a dark blue color with several faint, light blue technical diagrams. On the left side, there is a solid blue vertical bar. The diagrams include circular gauges with numerical scales (e.g., 80, 90, 100, 110, 120, 130, 140, 150, 160, 170, 180, 190, 200, 210) and arrows indicating direction. There are also circular arrows and dashed lines suggesting motion or processes.

VALUE FOR MONEY, QUALITY ASSURED AND  
CUSTOMER SERVICE LENDS TO OUR MOTTO:

“SOLD BUT NOT FORGOTTEN”


FarmBoss Diesel UTV features a 1200cc hi-tech common rail 3 cylinder 25hp diesel engine, one of the most powerful utv's on the market. This utility vehicle is built for hard work, serious towing, reliability and user comfort.

Fitted with a heavy duty CVT transmission; high and low range in both 4x2 and 4x4 front and rear diff lock, combined with the stability of a wide track it is ideal for heavy loads and towing applications makes it the most price competitive on market using a diesel engine.



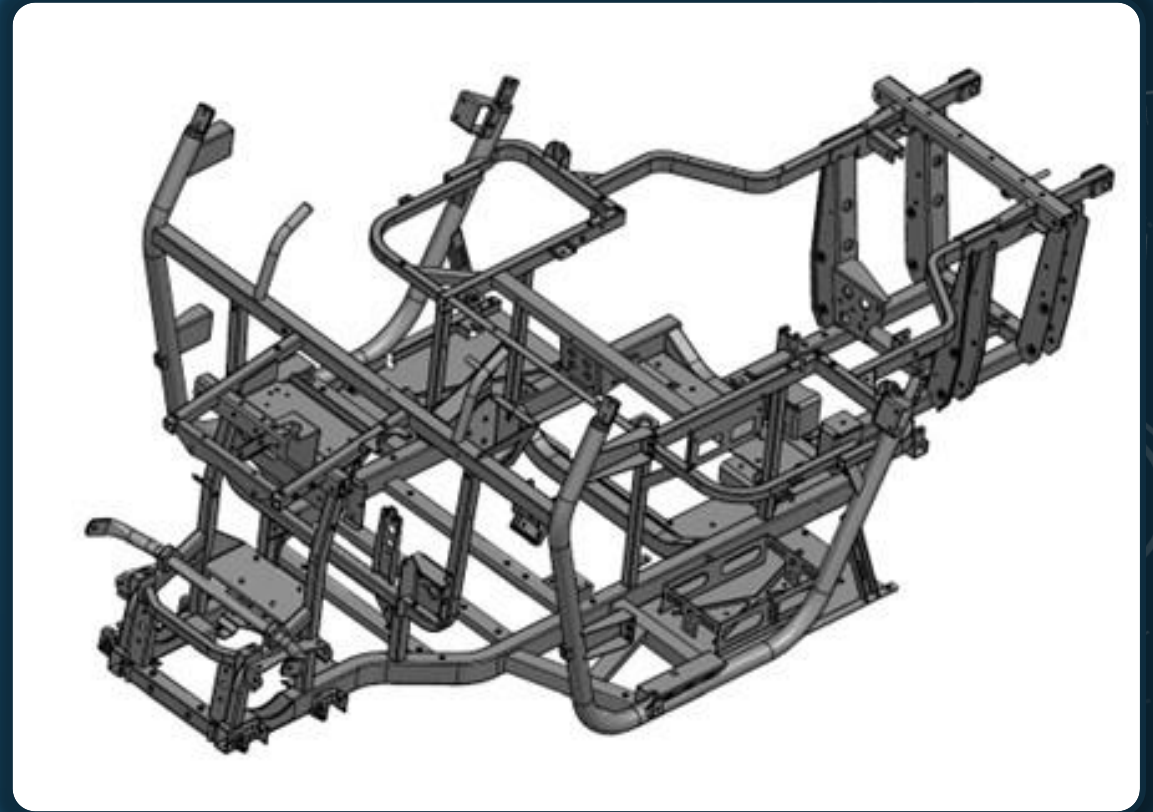
## FEATURES:

- 3 Cylinder High-Tech Common Rail Diesel Engine
- Rated Power @ 18.5 kw ( 24.8 hp ) / 3200 rpm
- On Demand 4WD, Front & Rear Diff. Locks
- 26" Aluminum Wheel with All Terrain Tire
- Top Speed @ 50 km per hour
- Cargo bed loading capacity @ 500 kgs
- Multi-function LCD Instrument with Fault Display
- High & Low Beam Head Lights LED
- Downhill Descent Control System



Features a 1200cc hi-tech common rail 3 cylinder diesel engine, which can provide an extra boost of power from 25hp engines

With the heavy duty structural strength, this frame is perfectly capable of heavy loads and rough terrain.





CV joint protectors and heavy duty steel skid plates will protect the most critical parts of the engine and transmission.




Front & Rear Suspension with Air Bag Shock Absorber, which can ensure the vehicle for a smooth ride



Step up to electronic power steering with a smooth driving experience and 26-inch tires to maneuver all types of terrain. The steering wheel is tilt-adjustable, allowing you to set the optimum angle for your driving.

A real plus is the digital instrument cluster showing miles or kilometres in speed and distance, as well as an hour meter, fuel and temperature gauges, voltmeter, gear selection, indicators and various system warning lights.





Wide cargo box with collapsible and removable  
The rear tipper tray is now fitted with  
electric/hydraulic tipper, the sides are removable  
to make a larger 1168mm x 1435mm (46" x 56.7")  
tray with a load capacity of 500kg.

## Towing Capacity

Standard two-inch hitch receivers are located  
at the back. And the towing capacity is up to  
1,800 lbs.





Remote Air Filter with Pre-cleaner , which can prolong the service life of the air filter and protect the engine from sands and small particles

Side Door  
Keep out the dirt, brush, and other external objects.



## INCLUDED:

- Front & Rear Windscreens Included
- ABS Hardtop Roof
- Electrical Tipper Included
- Steel Skid Plate Included
- 3500 lb Winch Included
- Tow Hitch / Ball Included
- Tilt Steering Wheel Included
- Electrical Power Steering ( EPS ) Included
- Air Bag Suspension Shock Absorber Included
- Remoted Air filter with Pre-cleaner Included

# SPECIFICATIONS

DIMENSIONS	
Length	3130mm (10ft 3inch)
Width	1650mm (5ft 5inch)
Height	1970mm (6ft 6inch)
Mass	670 kg unladen
Ground Clearance	330 mm
Wheel Base	2130 mm
Track (F)	1400 mm
Track (R)	1450 mm
Top Speed	50 km/h
Tyres All Terrain (F)	26 x 9 x 14 (4 PLY)
Tyres All Terrain (R)	26 x 11 x 14 (4 PLY)
Turning Circle	5.5 m

ENGINE	
Hi-Tech 1200cc. 25Hp	
3 Cylinder, Common Rail Diesel	
Output Power	18.5 kw / 3400 rpm
Torque	82nm / 2200 rpm
ECM Engine Braking	
Lubrication	Force / Splash
Electrics	12V
Alternator	70 amp
Cooling	Liquid Thermo Fan
Fuel Rq	Diesel

# SPECIFICATIONS

## CAPACITIES

Fuel Tank	30 litres
Engine Oil	(2.8 Ltr) SAE 15w 30
Battery	12V 40 AH
Lighting Package	Full LED
Rear Tray	500 Kgs
Tray Measurements	L1260 x W1500 x H330
Towing Capacity	800 Kg

(Capacities include occupants)

## OPTIONS

Side Doors
Cab Enclosure
LED Light Bar

## DRIVE TRAIN

Selectable 2x4 - 4x4 with front and rear diff locks
Front & Rear Diff. Shaft Driven
ECM Engine Braking
Front Independent Suspension
Rear Independent Suspension
Foot Park Brake
Power Assisted Rack & Pinion Steering
4 Wheel Disc Brakes

## TRANSMISSION

Constant Variable Transmission - 4x2, 4x4
High/Low Range
Shift R-N-L-D

# WARRANTY

WINWAY offer 24 MONTHS LIMITED WARRANTY on UTV / CARTS and cover the engine/motor, gearbox/controller, and differentials against defects in material or workmanship. This warranty covers the parts and freight cost for replacement of defective parts.

## WARRANTY EXCLUSIONS, LIMITATIONS AND REMEDIES

WINWAY limited warranty excludes any failures that are not caused by “a defect in material or workmanship”. This warranty does not cover accidental damage, “normal wear and tear”, abuse or improper handling. This warranty also does not cover any UTV that has been structurally altered, modified, neglected, “improperly maintained”, or used for purpose other than for which it was manufactured.







SOLD  
BUT NOT FORGOTTEN



[www.winwaychina.com](http://www.winwaychina.com)

